



IDAHO HOSPITAL ASSOCIATION

Brian Whitlock
President/CEO

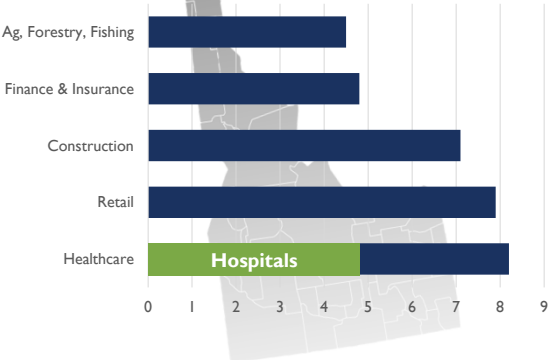
Economic Outlook and Revenue
Assessment Committee
January 7, 2022

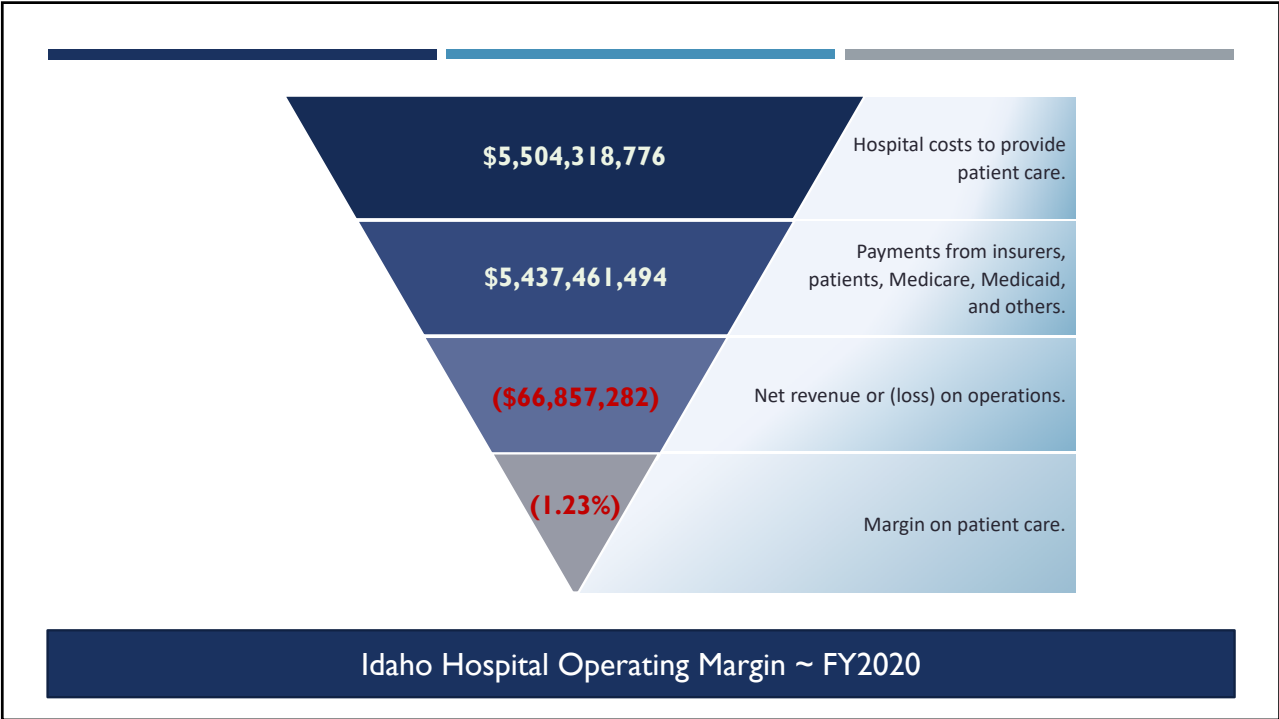
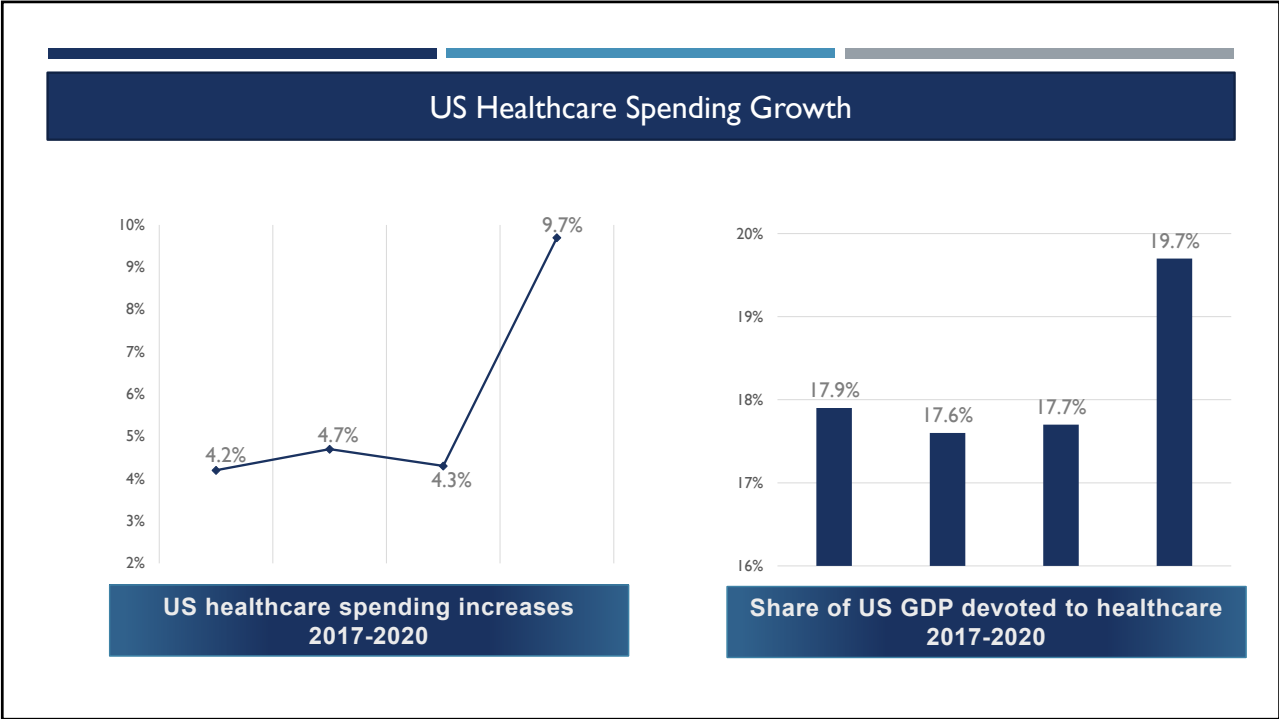
HOSPITALS ~ ESSENTIAL TO IDAHO'S ECONOMY

- >32,000 hospital employees (4.63% increase)
- \$2.53 billion in payroll (9.5% increase)
- 4.9% GSP *
* Direct impact – no multiplier added




GSP by Industry





FINANCIAL IMPACT OF COVID ~ AUGUST - SEPTEMBER, 2021



Based on data from 900 US hospitals compiled by Kaufman Hall

healthleaders

LOOKING AHEAD: THE NURSING SHORTAGE ISN'T GOING ANYWHERE
Dec. 20, 2021

KGW8

Hospitals were already facing nursing staff shortages. The pandemic made it far worse
Dec. 9, 2021

FOX NEWS

Pandemic causing 'Great Resignation' of doctors and nurses
Nov. 19, 2021

Medscape

Emergency Docs Cite 'Dire' Situation as COVID Grows, Nurses Scarce
Dec. 20, 2021

BECKER'S HOSPITAL REVIEW

Kentucky declares emergency over nursing shortage
Dec. 10, 2021

WTVR.COM

Virginia nurses warn of 'recipe for disaster' during staffing shortage
Dec. 20, 2021





Feb. 2020 – Nov. 2021
2.7% fewer healthcare workers in the US



Idaho Nursing Shortage

projected shortage
for '21 grew from
528 to 1,509

2,000 fewer
nurses licensed in
Idaho

IDAHO HOSPITAL VACANCIES AS OF 12/1/21

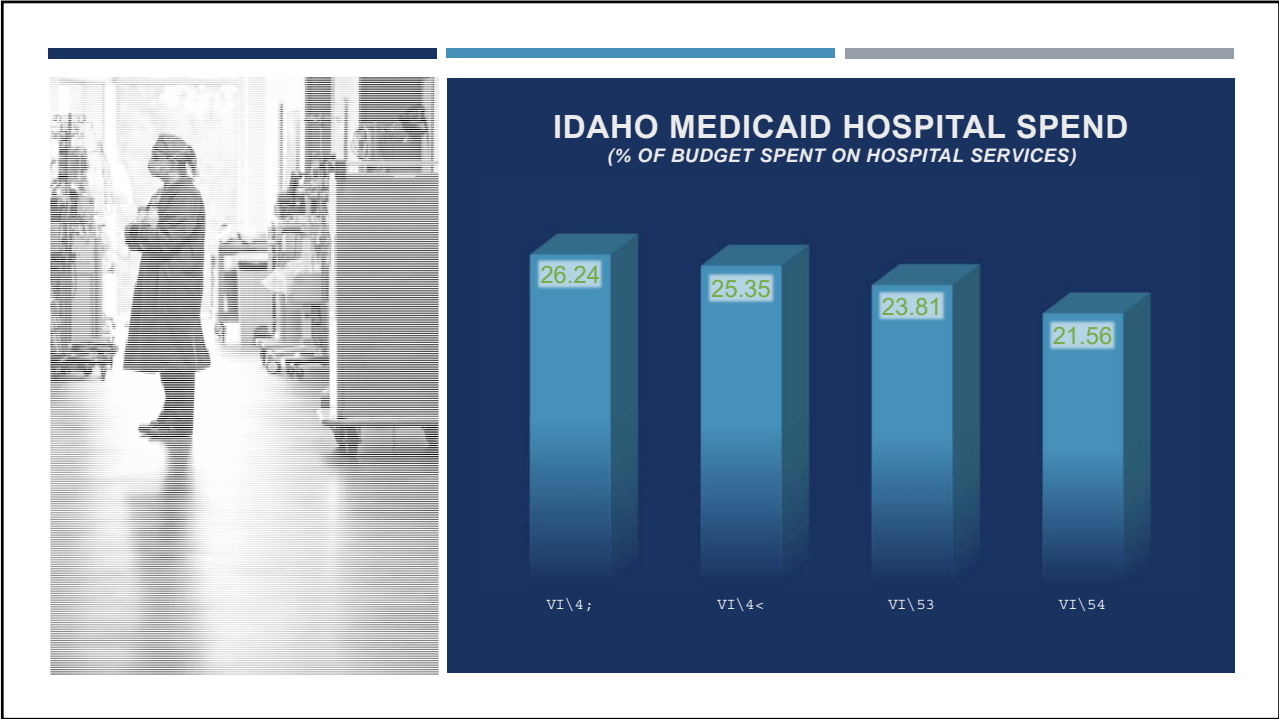


Openings: 5,323

F d f d r s h q l j v = 5 / < ; <
R s h u d w l r q v # r s h q l j v = # 6 6 7 #

Medicaid Budget ~ The Rainbow Report

SFY21 Rank	Grouping	SFY18	SFY19	SFY20	SFY21
1	Duals (MCO) / (Medicare Premiums)	\$152,817,469	\$209,743,970	\$417,544,598	\$554,962,561
2	Total Hospital	\$584,055,096	\$602,031,027	\$581,640,470	\$545,553,818
3	Developmental Disability Services	\$299,384,916	\$330,298,702	\$360,654,096	\$396,164,555
4	Pharmacy	\$217,072,081	\$230,271,028	\$247,048,139	\$261,589,692
5	Medical (Non-Hospital)	\$245,045,610	\$244,456,060	\$239,005,864	\$226,603,561
6	Total Institutional Care	\$279,322,684	\$290,857,460	\$186,334,300	\$143,906,321
7	Mental Health (MCO)	\$134,967,862	\$127,053,000	\$117,232,796	\$125,542,629
8	Long Term Services and Supports	\$129,927,738	\$142,423,204	\$92,645,037	\$75,376,264
9	Dental (MCO)	\$48,614,212	\$53,531,112	\$56,957,202	\$61,843,032
10	School Based Services	\$41,173,328	\$43,793,777	\$45,261,164	\$40,375,254
11	Transportation Services	\$30,364,859	\$31,014,854	\$36,398,277	\$37,065,466
12	Health Service Professionals	\$29,011,483	\$36,127,938	\$33,084,888	\$35,027,223
13	Durable Medical Equipment	\$33,787,593	\$33,484,881	\$28,813,906	\$26,818,756
	Total	\$2,225,544,931	\$2,375,087,014	\$2,442,620,738	\$2,530,829,132



HB316 SHIFTS INDIGENT CARE COSTS TO HOSPITALS

	2020	2021
Cases	4,235	3,050
Total CAT Provider Payments	\$19.4m	\$12.6m
Total County Payments	\$18.9m	\$9.2m
Total State and County Payments	\$38.3m	\$21.8m

STEPPING UP - HOSPITALS RESPOND TO COVID

- Increased available staffed beds to accommodate surge of patients
- Partnered with local and state health officials
- Expanded telehealth services
- Equipment and supply sharing
- Uptrained and cross-trained medical staff to serve in new areas
- Contracted clinical staff to accommodate increased patient needs
- Coordinated, developed, and staffed testing sites
- Coordinated, developed, and staffed vaccine clinics
- Statewide patient placement and transfer coordination sharing



